


Mystery Tin



You will need:-

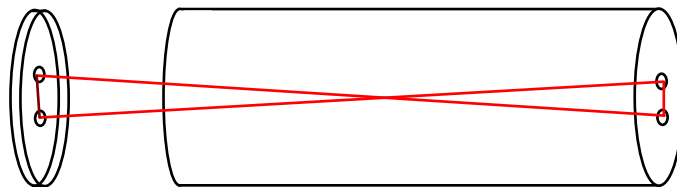
- A cylindrical tin or cardboard box
- Rubber bands or elastic cord
- Some string
- A large metal nut.

Method

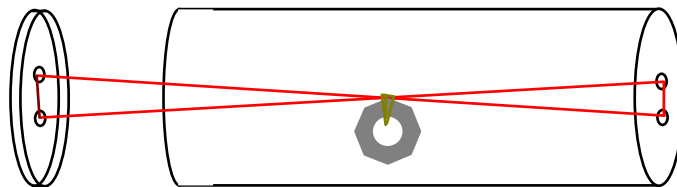
- 1). Make two small holes in the ends of the tin or cardboard box.



- 2). Thread the elastic cord (or rubber bands knotted together) through the holes in the ends of the tin or cardboard box, so that when the lid is on the elastic is just taut.



- 3). Use the string to tie the metal nut to the elastic at its mid point and then fit the lid to the tin or box.



Roll the tin along a level floor or table and watch what happens.

Why it works

The metal nut always hangs down so when the tin is initially rolled, the elastic becomes twisted. Eventually the twisting of the elastic provides sufficient force to stop the tin rolling and makes it start to roll back to where it started.